

































**UNICE's Tactile Guide Path System (BRAND: UNICE):**

**TACTILE SIZE: Hazard Warning (HW): 35mm x 5mm; Positional (PL): 23mm x 5mm; Directional (DL): 285mm x 34mm x 5mm**









**Stainless Steel Tactile Series:**

<p><b>Series No.:</b></p> <p><b>Material:</b> Grade 316 Stainless Steel  <b>HW &amp; PL Surface:</b> Groove Rings  <b>DL Surface:</b> Diamonds  <b>Shape:</b> Truncated  <b>Installation:</b> Bolt-IN / Core-Lined Adhesive</p>	<p><b>SS-Rings</b></p> 	<p><b>SS-Rings-HW</b></p> 	<p><b>SS-Rings-PL</b></p> 	<p><b>SS-Rings-DL</b></p> 
<p><b>Series No.:</b></p> <p><b>Material:</b> Grade 316 Stainless Steel  <b>HW &amp; PL Surface:</b> Groove Rings  <b>DL Surface:</b> Rectangles  <b>Shape:</b> Truncated  <b>Installation:</b> Bolt-IN / Core-Lined Adhesive</p>	<p><b>SS-Rectangles</b></p> 	<p><b>SS-Rectangles-HW</b></p> 	<p><b>SS-Rectangles-PL</b></p> 	<p><b>SS-Rectangles-DL</b></p> 
<p><b>Series No.:</b></p> <p><b>Material:</b> Grade 316 Stainless Steel  <b>HW &amp; PL Surface:</b> Sandy  <b>DL Surface:</b> Sandy  <b>Shape:</b> Truncated  <b>Installation Options:</b> Bolt-IN</p>	<p><b>SS-Sandy</b></p> 	<p><b>SS-Sandy-HW</b></p> 	<p><b>SS-Sandy-PL</b></p> 	<p><b>SS-Sandy-DL</b></p> 
<p><b>Series No.:</b></p> <p><b>Material:</b> Grade 316 Stainless Steel  <b>HW &amp; PL Surface:</b> Etched Diamonds  <b>DL Surface:</b> Etched Diamonds  <b>Shape:</b> Truncated  <b>Installation Options:</b> Bolt-IN</p>	<p><b>SS-Diamonds</b></p> 	<p><b>SS-Diamonds-HW</b></p> 	<p><b>SS-Diamonds-PL</b></p> 	<p><b>SS-Diamonds-DL</b></p> 
<p><b>Series No.:</b></p> <p><b>Material:</b> Grade 316 Stainless Steel  <b>HW &amp; PL Surface:</b> Groove Rings  <b>DL Surface:</b> Groove Lines  <b>Shape:</b> Truncated  <b>Installation Options:</b> Bolt-IN</p>	<p><b>SS-GrooveLines</b></p> 	<p><b>SS-GrooveLines-HW</b></p> 	<p><b>SS-GrooveLines-PL</b></p> 	<p><b>SS-GrooveLines-DL</b></p> 








**Stainless Steel Tactile CARBORUNDUM INFILLED Series:**

<b>Series No.:</b>	<b>SS-3M-Y</b>	<b>SS-3M-Y-HW</b>	<b>SS-3M-Y-PL</b>	<b>SS-3M-Y-DL</b>
<b>Material:</b> Grade 316 Stainless Steel <b>HW &amp; PL Surface:</b> 3M Sandpaper <b>DL Surface:</b> 3M Sandpaper <b>Shape:</b> Truncated <b>Installation:</b> Bolt-IN / Core-Lined Adhesive				
<b>Series No.:</b>	<b>SS-3M-B</b>	<b>SS-3M-B-HW</b>	<b>SS-3M-B-PL</b>	<b>SS-3M-B-DL</b>
<b>Material:</b> Grade 316 Stainless Steel <b>HW &amp; PL Surface:</b> 3M Sandpaper <b>DL Surface:</b> 3M Sandpaper <b>Shape:</b> Truncated <b>Installation:</b> Bolt-IN / Core-Lined Adhesive				
<b>Series No.:</b>	<b>SS-3M-G</b>	<b>SS-3M-G-HW</b>	<b>SS-3M-G-PL</b>	<b>SS-3M-G-DL</b>
<b>Material:</b> Grade 316 Stainless Steel <b>HW &amp; PL Surface:</b> 3M Sandpaper <b>DL Surface:</b> 3M Sandpaper <b>Shape:</b> Truncated <b>Installation:</b> Bolt-IN / Core-Lined Adhesive				








**Stainless Steel Tactile PLASTIC INFILLED Series:**

<b>Series No.:</b>	<b>SS-PL-Y</b>	<b>SS-PL-Y-HW</b>	<b>SS-PL-Y-PL</b>	<b>SS-PL-Y-DL</b>
<b>Material:</b> Grade 316 Stainless Steel <b>HW &amp; PL Surface:</b> Diamonds <b>DL Surface:</b> Diamonds <b>Shape:</b> Truncated <b>Installation:</b> Bolt-IN / Core-Lined Adhesive				
<b>Series No.:</b>	<b>SS-PL-B</b>	<b>SS-PL-B-HW</b>	<b>SS-PL-B-PL</b>	<b>SS-PL-B-DL</b>
<b>Material:</b> Grade 316 Stainless Steel <b>HW &amp; PL Surface:</b> Diamonds <b>DL Surface:</b> Diamonds <b>Shape:</b> Truncated <b>Installation:</b> Bolt-IN / Core-Lined Adhesive				

**BRASS Tactile Series:**

<p><b>Series No.:</b></p> <p><b>Material:</b> Brass</p> <p><b>HW &amp; PL Surface:</b> Groove Rings</p> <p><b>DL Surface:</b> Diamonds</p> <p><b>Shape:</b> Truncated</p> <p><b>Installation:</b> Bolt-IN</p>	<p><b>Brass-Rings</b></p> 	<p><b>Brass-Rings-HW</b></p> 	<p><b>Brass-Rings-PL</b></p> 	<p><b>Brass-DL</b></p> 
<p><b>Series No.:</b></p> <p><b>Material:</b> Brass</p> <p><b>HW &amp; PL Surface:</b> Etched Diamonds</p> <p><b>DL Surface:</b> Diamonds</p> <p><b>Shape:</b> Truncated</p> <p><b>Installation Options:</b> Bolt-IN</p>	<p><b>Brass-Diamonds</b></p> 	<p><b>Brass-Diamonds-HW</b></p> 	<p><b>Brass-Diamonds-PL</b></p> 	<p><b>Brass-DL</b></p> 
<p><b>Series No.:</b></p> <p><b>Material:</b> Brass</p> <p><b>HW &amp; PL Surface:</b> Circular Rings</p> <p><b>DL Surface:</b> Diamonds</p> <p><b>Shape:</b> Dome</p> <p><b>Installation:</b> Bolt-IN</p>	<p><b>Brass-Dome</b></p> 	<p><b>Brass-Dome-HW</b></p> 	<p><b>Brass-Dome-PL</b></p> 	<p><b>Brass-DL</b></p> 

**Stainless Steel Tactile SPECIAL Series:**

<p><b>Series No.:</b></p> <p><b>Material:</b> Gold/Black Anodised G316 SS</p> <p><b>HW &amp; PL Surface:</b> INFILLED (ANY)</p> <p><b>DL Surface:</b> INFILLED (ANY)</p> <p><b>Shape:</b> Truncated</p> <p><b>Installation:</b> Bolt-IN / Core-Lined Adhesive</p>	<p><b>AG-SS-3M-B</b></p> 	<p><b>AG-SS-3M-B-HW</b></p> 	<p><b>AG-SS-3M-B-PL</b></p> 	<p><b>AG-SS-3M-B-DL</b></p> 
<p><b>Series No.:</b></p> <p><b>Material:</b> Grade 316 Stainless Steel</p> <p><b>HW &amp; PL Surface:</b> Sand-Blasted (ANY)</p> <p><b>DL Surface:</b> Sand-Blasted (ANY)</p> <p><b>Shape:</b> Truncated</p> <p><b>Installation:</b> Bolt-IN / Core-Lined Adhesive</p>	<p><b>SB-SS</b></p> 	<p><b>SB-SS-Rings-HW</b></p> 	<p><b>SB-SS-Rings-PL</b></p> 	<p><b>SB-SS-Diamonds-DL</b></p> 